


**SILFAB** COMMERCIAL



SIL-490 HN

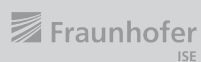


••• ENGINEERED FOR COMMERCIAL  
& UTILITY PROJECTS

**Introducing Silfab Commercial.**

Superior performance and proven reliability  
from a trusted source.

[SILFABSOLAR.COM](http://SILFABSOLAR.COM)



CHUBB®

\* Chubb provides error and omission insurance to Silfab Solar Inc.

ELECTRICAL SPECIFICATIONS		490 HN	
Test Conditions		STC	NOCT
Module Power (Pmax)	Wp	490	362
Maximum power voltage (Vpmax)	V	45.23	41.61
Maximum power current (Ipmax)	A	10.83	8.69
Open circuit voltage (Voc)	V	53.96	49.64
Short circuit current (Isc)	A	11.36	9.12
Module efficiency	%	20.9%	19.3%
Maximum system voltage (VDC)	V		1500
Series fuse rating	A		20
Power Tolerance	Wp		0 to +10

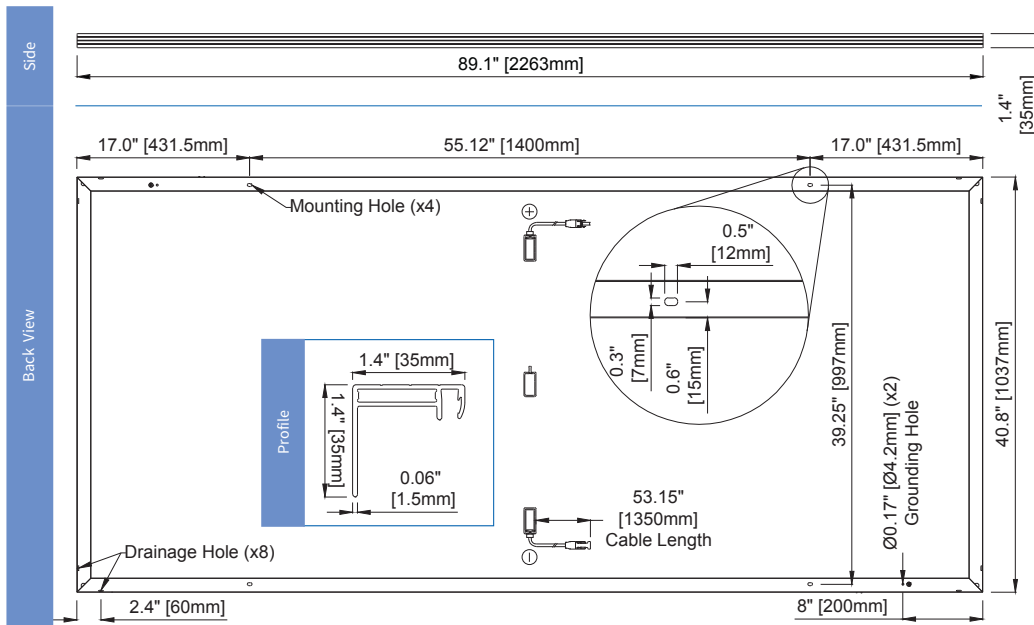
Measurement conditions: STC 1000 W/m<sup>2</sup> • AM 1.5 • Temperature 25 °C • NOCT 800 W/m<sup>2</sup> • AM 1.5 • Measurement uncertainty ≤ 3%  
Sun simulator calibration reference modules from Fraunhofer Institute. Electrical characteristics may vary by ±5% and power by 0 to +10W.

MECHANICAL PROPERTIES / COMPONENTS	METRIC	IMPERIAL
Module weight	25.8kg ±0.2kg	56.9lbs ±0.4lbs
Dimensions (H x L x D)	2263 mm x 1037 mm x 35 mm	89 in x 40.8 in x 1.37 in
Maximum surface load (wind/snow)*	2400 Pa rear load / 5400 Pa front load	50.1 lb/ft <sup>2</sup> rear load / 112.8 lb/ft <sup>2</sup> front load
Hail impact resistance	ø 25 mm at 83 km/h	ø 1 in at 51.6 mph
Cells	156 Half cells - Si mono PERC 9 busbar - 83 x 166 mm	156 Half cells- Si mono PERC 9 busbar - 3.26 x 6.53 in
Glass	3.2 mm high transmittance, tempered, DSM antireflective coating	0.126 in high transmittance, tempered, DSM antireflective coating
Cables and connectors (refer to installation manual)	1350 mm, ø 5.7 mm, MC4 from Staubli	53.15 in, ø 0.22 in (12AWG), MC4 from Staubli
Backsheet	High durability, superior hydrolysis and UV resistance, multi-layer dielectric film, fluorine-free PV white backsheet	
Frame	Anodized Aluminum (Silver)	
Bypass diodes	3 diodes-30SQ045T (45V max DC blocking voltage, 30A max forward rectified current)	
Junction Box	UL 3730 Certified, IEC 62790 Certified, IP68 rated	

TEMPERATURE RATINGS		WARRANTIES	
Temperature Coefficient Isc	+0.064 %/°C	Module product workmanship warranty	25 years**
Temperature Coefficient Voc	-0.28 %/°C	Linear power performance guarantee	30 years
Temperature Coefficient Pmax	-0.36 %/°C		≥ 97.1% end 1st yr ≥ 91.6% end 12th yr ≥ 85.1% end 25th yr ≥ 82.6% end 30th yr
NOCT (± 2°C)	45 °C		
Operating temperature	-40/+85 °C		

CERTIFICATIONS		SHIPPING SPECS	
Product	ULC ORD C1703, UL1703, CEC listed, UL 61215-1/-1-1/-2***, UL 61730-1/-2, IEC 61215-1/-1-1/-2***. IEC 61730-1/-2***, CSA C22.2#61730-1/-2, IEC 62716 Ammonia Corrosion; IEC61701:2011 Salt Mist Corrosion Certified, UL Fire Rating: Type 1	Modules Per Pallet:	31
Factory	ISO9001:2015	Pallets Per Truck	23
		Modules Per Truck	713

\* ⚠ Warning. Read the Safety and Installation Manual for mounting specifications and before handling, installing and operating modules.  
\*\* 12 year extendable to 25 years subject to registration and conditions outlined under "Warranty" at [silfabsolar.com](http://silfabsolar.com)  
\*\*\* Certification in progress.  
PAN files generated from 3rd party performance data are available for download at: [silfabsolar.com/downloads](http://silfabsolar.com/downloads)



## SILFAB SOLAR INC.

800 Cornwall Ave  
Bellingham WA 98225 USA  
T +1 360.569.4733  
info@silfabsolar.com

[SILFABSOLAR.COM](http://SILFABSOLAR.COM)

1770 Port Drive  
Burlington WA 98233 USA  
T +1 360.569.4733

240 Courtneypark Drive East  
Mississauga ON L5T 2Y3 Canada  
T +1 905.255.2501  
F +1 905.696.0267

### Silfab - SIL-490-HN-20220112

No reproduction of any kind is allowed without permission. Data and information is subject to modifications without notice. © Silfab Solar Inc., 2021. Silfab Solar™ is a trademark of Silfab Solar Inc.